

C60-FL flow meter

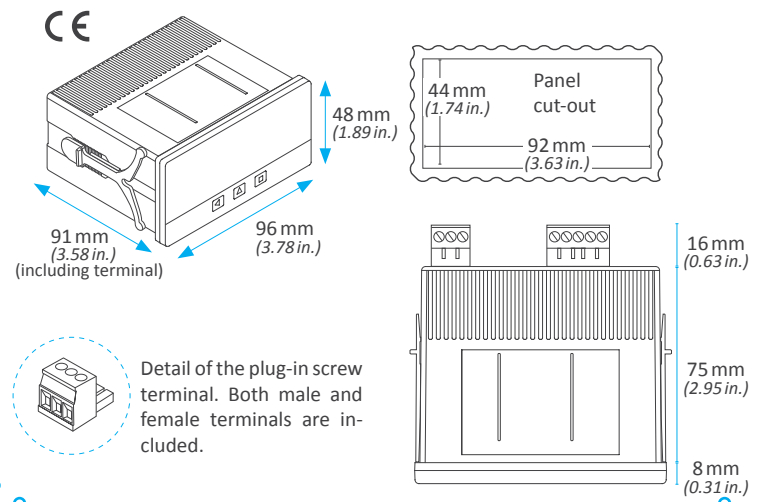
Digital flow meter for panel mount, measuring instant and total flow. Accepts impulse signal types NPN, PNP, pick-up, mVac, reed switch, mechanical contact, push-pull and others. Standard 96x48mm (1/8 DIN) size. Scalable reading with 6 digits ('999999' to '-199999') and configurable decimal point. Provides excitation voltage +15Vdc (@50mA). 'Fast access' function to alarm setpoints and preset value, reset function for total flow by rear contact and /or front key, rear contact to switch reading values, 'Eco' mode for reduced consumption, 5 brightness levels. Single universal power supply 18 to 265 Vac/dc. Optional relays, analog output and Modbus RTU serial communications. Recommended for OEM applications.



Technical specifications

Digits	6
Reading	999999 / -199999
Decimal point	configurable
Led color	red
Digit height	14 mm
Accepted signal	NPN, PNP, pick-up*, push-pull, reed contact, mechanical contact, ... (* minimum 10mVac RMS)
Maximum frequency	500 Hz
Minimum frequency	0.06 Hz (with parameter 'Gate' at 16 seconds)
Maximum voltage at input	±30 Vdc
Input impedance	4.4 KOhms with pull-up, pull-down resistances 120 KOhms without resistances
Quartz accuracy	±0.01 %
Thermal stability	20ppm/°C
Excitation voltage	+15 Vdc (max. 50 mA)
Value refresh	each time an impulse is detected
Display refresh	15 refresh / second
Memory retention	yes, retains total flow value in case of power loss
Configuration	from front keypad
Power 'U'	18 to 265 Vac/dc (50 / 60Hz) (isolated 1500 Veff @60 seconds)
Power wiring	1 mm ² to 2.5 mm ² (AWG17 to AWG14)
Output and control options	1 or 2 relays 1 analog output 4/20 mA isolated 1 Modbus RTU communications port, isolated
Front protection	IP50 standard (optional IP65)
Consumption (normal mode)	<1.0 W (meter only) <2.5 W (meter with options)
Consumption ('Eco' mode)	<0.3 W (meter only) <1.5 W (meter with options)

Dimensions (mm / in.)

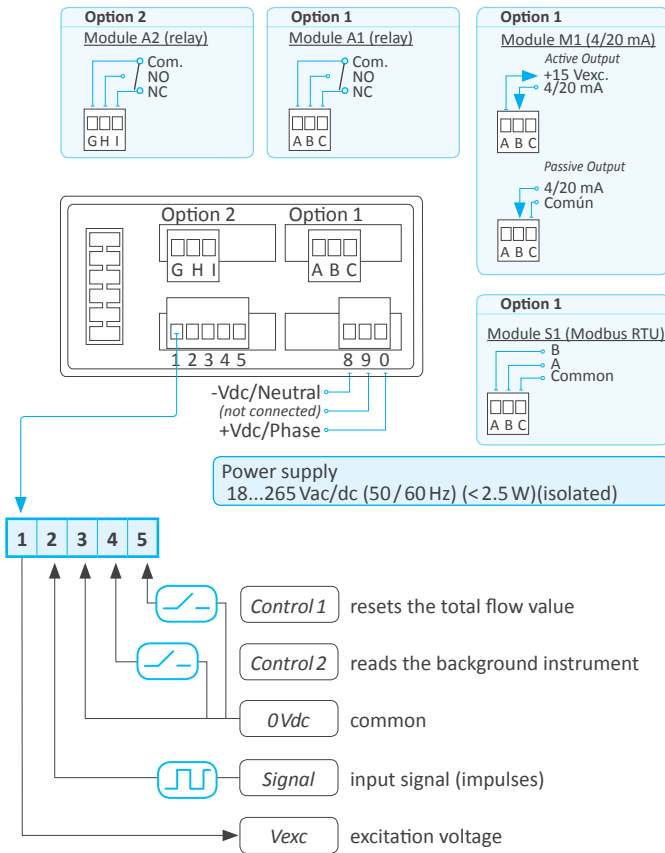


Connections	plug-in screw terminals
Mount	panel
Weight	<150 grams
Housing material	ABS, polycarbonate
Operation temperature	0 to 50 °C
Storage temperature	-20 to 70 °C
Warm-up time	15 minutes
Packaging	120x114x51 cm carton box
Material included	1x instrument C60-FL-U 1x signal terminal 1x power terminal 1x set of units 1x 'Quick installation guide'

How to order

Series	Model	Power	Option 1	Option 2	Others	Customization
C60	FL	U				
		-U (18-265 Vac/dc)	-A1 (1 relay) -M1 (analog output) -S1 (Modbus RTU) -(empty)	-A2 (1 relay) -(empty)	-NBT (no front keypad) -65 (front IP65) -(empty)	-XXXX (customized execution) -(empty)

Connections and rear view



Functions included

- 'Fast access'** menu configurable menu at the 'UP' (▲) front key to access and modify the alarm setpoints, and preset values.
- 'Rear controls'** two rear controls, activated by shortcircuit to the '0V' terminal, to apply a reset to the total flow value, and switch display reading between instant flow and total flow values.
- 'Eco'** mode automatic turn-off of the display leds, to reduce the consumption of the instrument when the operator does not need reading.
- Alarms** 1 or 2 alarms, independent, configurable as maximum or minimum, with setpoint, hysteresis and 'on alarm' functions.
- Simplified scaling** easy scaling of the meter by using the 'K factor' parameter of the flow sensor, and independent multiplier and divider parameters for the instant flow and total flow values.
- Output and control options** .. optional 1 or 2 relay outputs, 1 analog 4/20 mA isolated output, 1 Modbus RTU isolated communications port.
- Brightness** configurable 5 levels of brightness intensity.
- Password** blocks the configuration menu.
- Front Units** set of labels 'Units 9' included

Options and accessories


Relay Output

Module A1 and A2
Function 1 relay output
3 contacts (NC, NO, Common)
up to 250 Vac @ 8 Amperes



Modbus RTU output

Module S1
Function 1 Modbus RTU output
9.600 bps, 4.800 bps
isolated 1000 Vdc



Analog Output

Module M1
Function 1 analog output isolated
4/20 mA
isolated 1000 Vdc



Additional documentation

User's manual C60-FL	www.fema.es/docs/5046_C60-FL_manual_en.pdf
Datasheet C60-FL	www.fema.es/docs/5058_C60-FL_datasheet_en.pdf
Quick installation guide C60-FL	www.fema.es/docs/5060_C60-FL_installation_en.pdf
CE declaration of conformity	www.fema.es/docs/5047_CE-Declaration_C60-FL_en.pdf
Warranty	www.fema.es/docs/4153_Warranty1_en.pdf

Other signals we work

